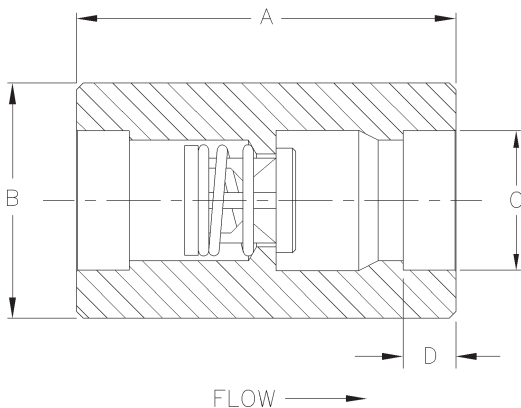


The **Universal Socket Weld** check valve is a one piece body machined from bar stock with socket weld ends and is designed for a minimum pressure drop. It carries rugged, dependable Check-All trim and there are a wide variety of seat materials and cracking pressures to choose from. The socket parts are machined to ANSI B16.11 dimensions.

NOTE: Please take precautionary measures when welding to prevent heat build-up and possible damage to the valve seat. See page 48 for additional installation information.



Nom. Pipe Size	Size Code	A	B ^①	C ^②	D ^②	Orifice Diameter
3/8	C	2.16	1-1/8	0.695	0.385	0.348
1/2	D	2.71	1-5/16	0.860	0.385	0.464
3/4	F	2.95	1-5/8	1.070	0.505	0.593
1	H	3.64	2-1/4	1.335	0.505	0.890
1-1/4	I	3.91	2-3/4	1.680	0.505	1.135
1-1/2	J	4.36	3-1/4	1.920	0.505	1.385
2	K	5.85	3-1/2	2.411	0.625	1.555
2-1/2	L	5.00	3-3/4	2.919	0.625	1.555
3	M	5.44	4-1/2	3.545	0.625	2.025
4	N	6.80	5-1/2	4.550	0.755	2.560

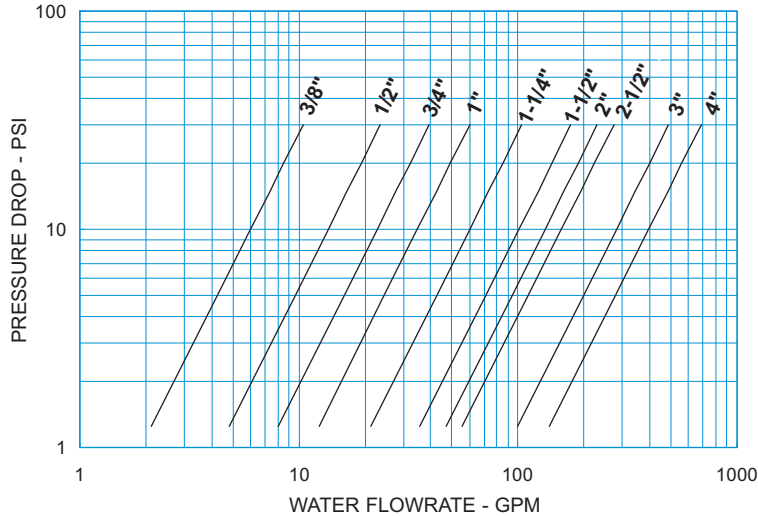
^①May be larger and/or hex.

^②Sockets per ASME/ANSI B16.11.

Body Material ^③	Availability	Non-Shock Pressure Rating		
316/316L Stainless Steel (SS)	Standard	3/8 - 2-1/2 5000 PSIG @ 100°F (1500 PSIG for o-ring seats)	3 3000 PSIG @ 100°F (1500 PSIG for o-ring seats)	4 1500 PSIG @ 100°F
Carbon Steel (CS)				
Alloy 20 (A2)	Semi-standard			
Hastelloy® C (HC)				
Mone® (MO)				
Hastelloy® B (HB)				
Titanium (TI)	Contact the factory for availability of these or other materials			

^③See page 51 for material grade information.

Universal Socket Weld
For Water at 72°F

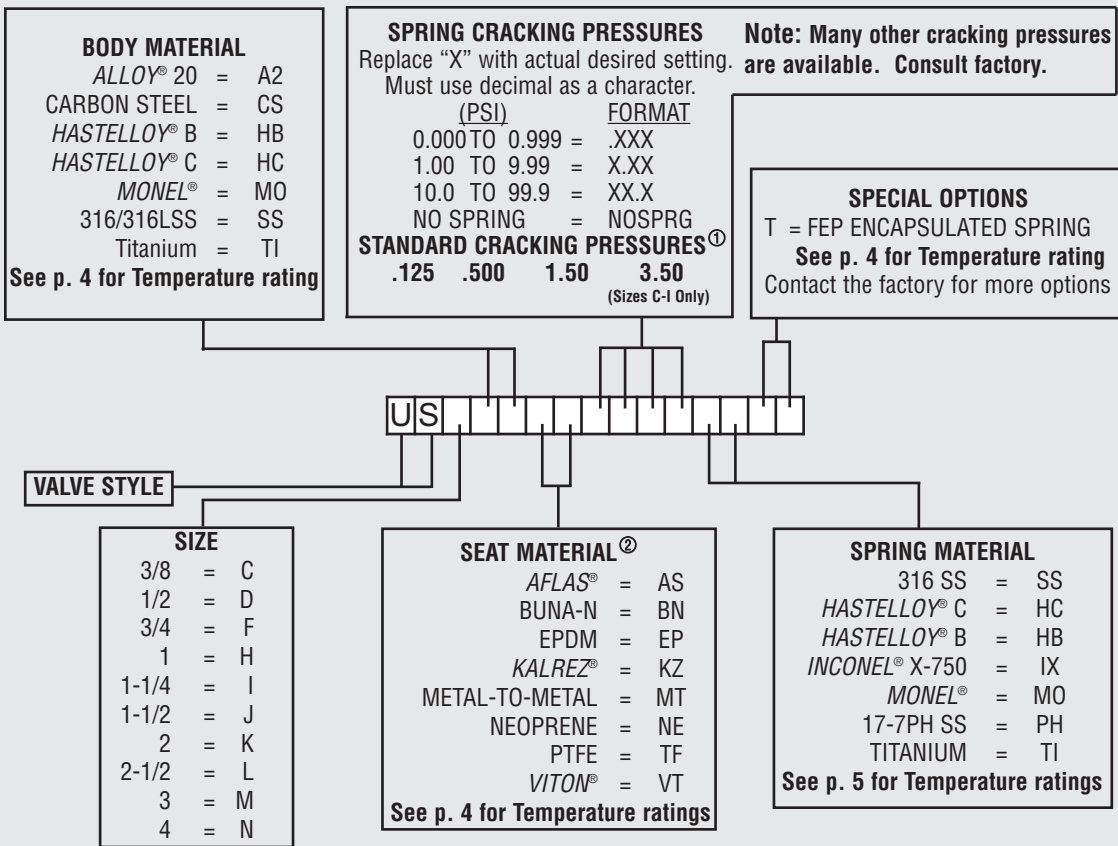


Note: All flow curves and Cv values presume the valves are fully open with 1/2 PSI cracking pressure springs. Consult the factory for more information.

STYLE UN-SW (US) C _v VALUES & VALVE WEIGHTS		
C _v	SIZE	SS & CS
1.9	3/8	5.1 oz.
4.3	1/2	11.5 oz.
7.2	3/4	1.2 lb.
11.0	1	3.1 lb.
19.0	1-1/4	4.9 lb.
31.9	1-1/2	7.4 lb.
42.0	2	9.8 lb.
50.0	2-1/2	8.8 lb.
89.0	3	13.0 lb.
140	4	22.3 lb.

See page 46 for Flow Formulae

HOW TO ORDER
CHECK-ALL STYLE UN-SW (US)



Listed above are the most common material selections. Please contact the factory for additional options.

^①.500 PSI is the only standard cracking pressure for spring materials other than Stainless Steel. Cracking pressure tolerance is +/- 15%. .125 PSI springs are not recommended for installations with flow vertical down.

^②Seat materials other than metal-to-metal have a maximum pressure rating of 1500 PSI. PTFE seats are not resilient. See page 47 for allowable leakage rates.