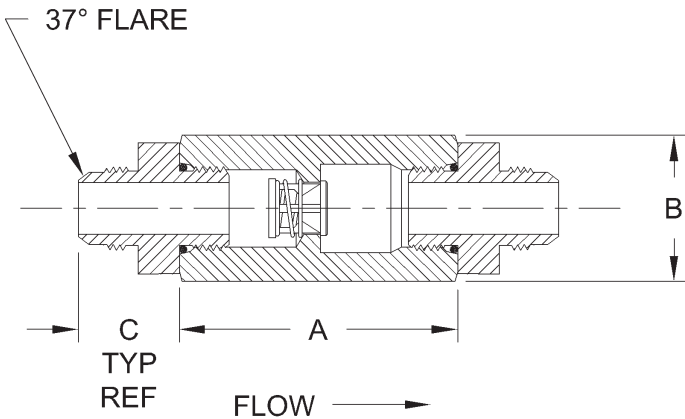


The **Tubing Check Valve-Flared** is a three-piece constructed check valve with 37° flared end fittings that conform to SAE J514 & ISO 8434-2 . These valves are designed for maximum flow with minimal pressure drop. Consult the factory for more information.



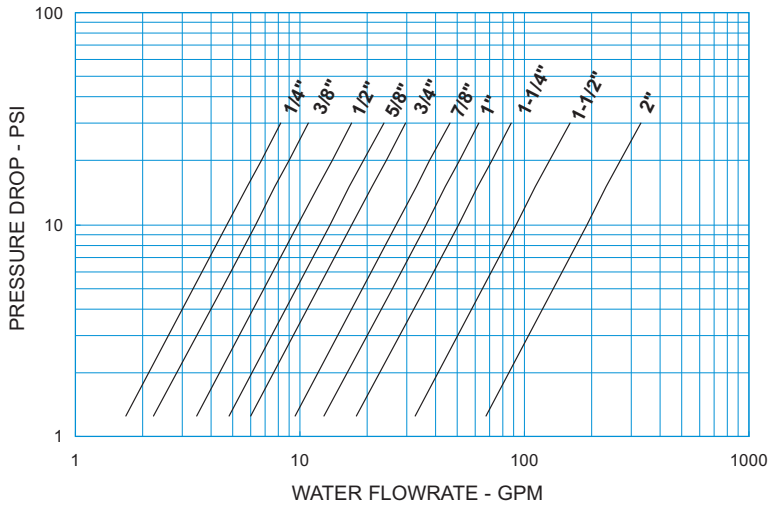
Tubing O.D. Size	Size Code	A	Hex <sup>①</sup> Size B	C	Orifice Diameter
1/4	B	2.16	7/8	0.89	0.348
3/8	C	2.16	7/8	0.91	0.348
1/2	D	2.47	1-1/8	1.04	0.464
5/8*	E	2.63	1-1/4	1.20	0.464
3/4	F	2.92	1-1/2	1.38	0.593
7/8*	G	3.33	1-3/4	1.40	0.890
1	H	3.33	1-7/8	1.46	0.890
1-1/4*	I	3.48	2-1/4	1.58	1.135
1-1/2*	J	3.80	2-1/2	1.79	1.385
2*	K	5.09	3-1/2	2.19	2.025

<sup>①</sup>May be larger and/or round.  
<sup>\*</sup>Not a stock item. Consult factory for delivery.

Line Size	Non-Shock Pressure Rating <sup>②</sup>		
	Stainless Steel (SS) <sup>③</sup>	Carbon Steel (CS) <sup>③</sup>	Brass (BR) <sup>③</sup>
1/4 - 1/2	8500 PSIG @ 100°F	7000 PSIG @ 100°F	2000 PSIG @ 100°F
5/8 - 1	6600 PSIG @ 100°F	5000 PSIG @ 100°F	1600 PSIG @ 100°F
1-1/4 - 1-1/2	5800 PSIG @ 100°F	4600 PSIG @ 100°F	1600 PSIG @ 100°F
2	3000 PSIG @ 100°F	2500 PSIG @ 100°F	1600 PSIG @ 100°F

<sup>②</sup>Maximum Pressure 1500 PSIG for o-ring seats.  
<sup>③</sup>See page 51 for material grade information.

**Tubing Check Valve Flared**  
For Water at 72°F

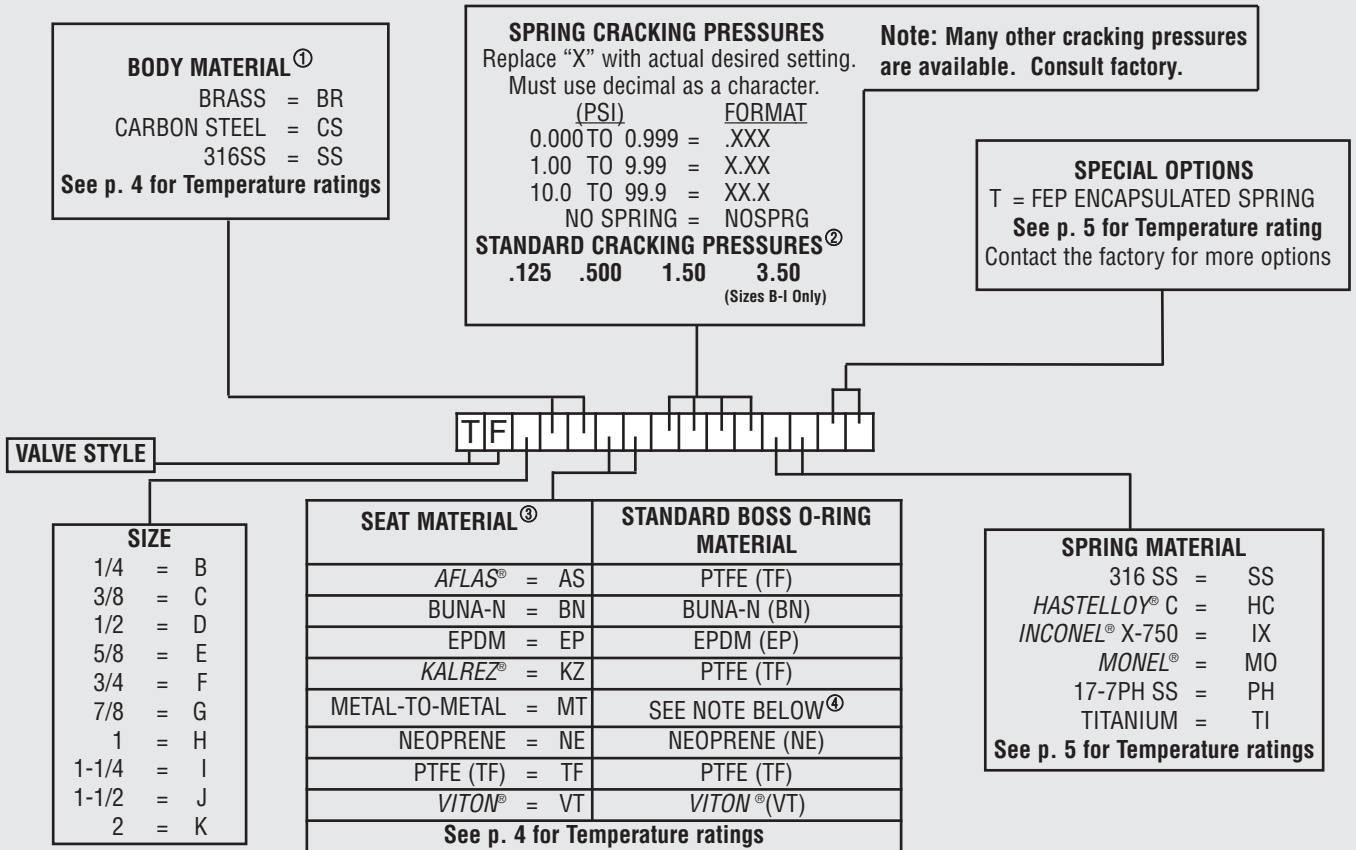


**Note:** All flow curves and Cv values presume the valves are fully open with 1/2 PSI cracking pressure springs. Consult the factory for more information.

STYLE TCVF (TF) C <sub>v</sub> VALUES & VALVE WEIGHTS		
C <sub>v</sub>	SIZE	ALL MATL
1.5	1/4	6.6 oz.
2.0	3/8	7.2 oz.
3.1	1/2	13.0 oz.
4.3	5/8	1.8 lb.
5.4	3/4	2.3 lb.
8.5	7/8	2.7 lb.
11.5	1	3.0 lb.
16.0	1-1/4	5.7 lb.
29.0	1-1/2	7.8 lb.
60.0	2	15.0 lb.

See page 46 for Flow Formulae

**HOW TO ORDER  
CHECK-ALL STYLE TCVF (TF)**



Listed above are the most common material selections. Please contact the factory for additional options.

- ① Brass valves have plated Carbon Steel fittings. Consult factory if other body or fitting materials are desired.
- ② .500 PSI is the only standard cracking pressure for spring materials other than Stainless Steel. Cracking pressure tolerance is +/- 15%. .125 PSI springs are not recommended for installations with flow vertical down.
- ③ Seat materials other than metal-to-metal have a maximum pressure rating of 1500 PSI. PTFE seats are not resilient. See page 47 for allowable leakage rates.
- ④ Brass and Carbon Steel valves have Buna-N boss o-rings, 316SS valves have Viton® boss o-rings.